



Examination Light

AIM[®] HI LED

High-quality illuminance, user-friendly dimming and focus controls combined with an arm and mount system that allows for precise positioning and maximum flexibility and reach.



burton[®]

Examination Light

AIM HI LED

The right light for procedures.

Burton has designed an examination and procedure light that optimizes design, performance and value. AIM HI LED precisely-positioned, high-intensity LED modules reduce shadows and produce a larger and adjustable light pattern. User-friendly dimming and focus controls are conveniently located on and near the light head handle.

Burton's drift-free arm and mounting systems offer the user flexibility, reach, and ease of placement. All this in a light system that is value-driven, dependable, assembled in the USA, and backed by Burton's industry-leading 5-year warranty and EnabledLED license.

Features

- 100,000 lux (9290 fc) at 1 meter (AIM HI 100)
- 70,000 lux (6503 fc) at 1 meter (AIM HI 70)
- 4300 K color temperature
- CRI (Color Rendering Index) of >95
- 3-step dimmable (100% / 75% / 50%) using easy-to-reach push-button controls
- Multiple LED system helps minimize shadowing
- Larger adjustable light pattern
- Focus by rotating center handle
- 360° limitless arm rotation (single ceiling mount)
- Smooth design; easy to clean
- 5-year limited warranty
- Assembled in USA



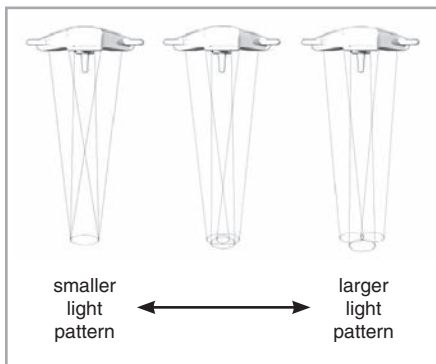
3-step Dimmable

100% / 75% / 50% using easy-to-reach push-button controls



Focusable

Removable, sterilizable handle to adjust light pattern



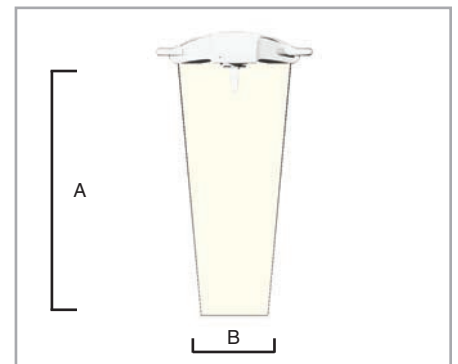
Larger and Adjustable Light Pattern

The multiple reflectors of the AIM HI LED can be tilted by rotating the sterilizable light handle to adjust the size and pattern of the light to the working area.



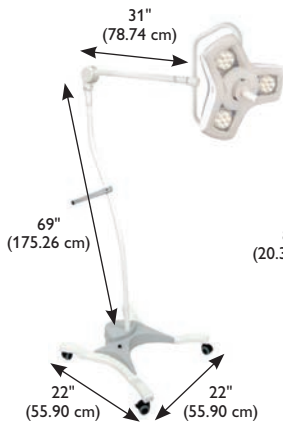
Light Pattern Free of Cast Shadows

The AIM HI LED has a unique Y-Shaped design, which facilitates placement of the light head around the practitioner's head minimizing the obstruction of light into the procedural field.

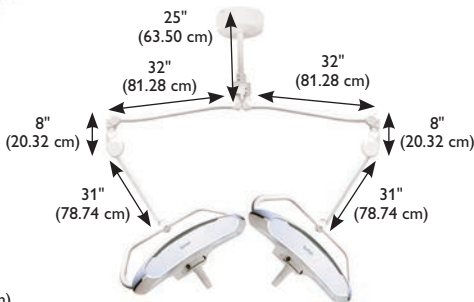


Depth of Field / Beam Diameter

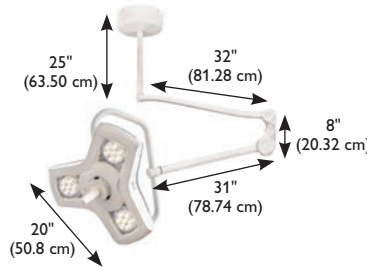
		cm	in
A	Depth of Field	119	47
B	Beam Diameter	25	10



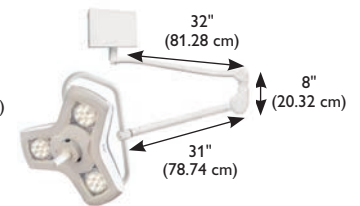
Floor Stand



Double Ceiling



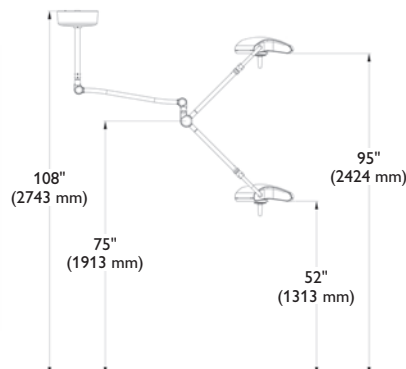
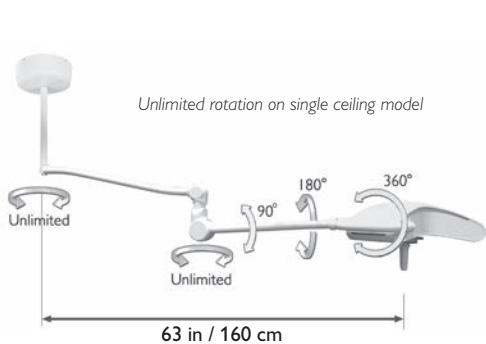
Single Ceiling



Wall

All models are sold complete with light and arm system. (Product images not to scale.)
 Ceiling models only: down tubes available for different ceiling heights, field trimmable (see accessories list on back).

AIM HI LED range of motion



Unlimited Rotation and Maximum Reach

The AIM HI LED's 360° limitless arm and mounting system rotation around vertical axes on single ceiling models is a key feature previously available only on more expensive OR lights. The arm system also provides a maximum reach of 63" (160 cm) and diameter of 10' (305 cm), allowing it to illuminate the patient from head to toe with no drift.

Summary of technical data

AIM HI LED

Illuminance:	AIM HI 100 - 100,000 Lux (9290 fc) / AIM HI 70 - 70,000 Lux (6503 fc) at 1 meter (39.37")
Color Temperature:	4300 Kelvin
CRI (Color Rendering Index):	>95
Focusing:	Adjustable by rotating center handle
Light Source:	LED
Number of LED Modules:	3
Rated Life of LED Lamp:	50,000-hour
Power:	AIM HI 100 - 45 Watts / AIM HI 70 - 37 Watts
Certifications/Approvals:	IEC 60601-1 / IEC 60601-1-2 / IEC 60601-2-41 / IEC 60601-1-6 / AAMI/ANSI ES 60601-1 / CAN/CSA C22.2 60601-1
Product Warranty:	5-year limited warranty

Ordering Information

AIM HI LED

Universal Input 100-240v

50-60Hz Model	Description
ALED070FL00	ALED070 Floor Stand NEMA 5-15P
ALED070FL01	ALED070 Floor Stand, CEE 7/7
ALED070FL02	ALED070 Floor Stand, AS/NZS 3112
ALED070FL03	ALED070 Floor Stand, BS1363
ALED070SC	ALED070 Single Ceiling
ALED070DC	ALED070 Dual Ceiling
ALED070W	ALED070 Wall
ALED100FL00	ALED100 Floor Stand, NEMA 5-15P
ALED100FL01	ALED100 Floor Stand, CEE 7/7
ALED100FL02	ALED100 Floor Stand, AS/NZS 3112
ALED100FL03	ALED100 Floor Stand, BS1363
ALED100SC	ALED100 Single Ceiling
ALED100DC	ALED100 Dual Ceiling
ALED100W	ALED100 Wall

IEC Plug Type



Default (No Code): 01: CEE 7/7 02: AS/NZS 3112 03: BS1363
NEMA 5-15P

Floor Model Only: Add appropriate Plug Type to the end of the model number.

ALED070FL01

Model Plug Type

Example 1: ALED070FL for a 100-240V Floor Stand Model with Nema 5-15P Plug.
Example 2: ALED070FL01 for a 100-240V Floor Stand Model with CEE 7/7 to C60320C13Plug.

ACCESSORIES

Model No.	Description
1017040	Sterilizable / Autoclavable Handle
4000420	Disposable Handle Covers, Sterile, 25/box
1017084	42" Down Tube 10 ft Ceiling
5000085	52" Down Tube over 10 ft Ceiling



© 2018 Burton Medical. All rights reserved.
Burton Medical reserves the right to make changes in specifications and/or to discontinue any product at any time without notice or obligation and will not be liable for any consequences resulting from the use of this publication.

burton®

Burton Medical, LLC
2300 W Windsor Ct., Suite C
Addison, IL 60101 USA
Phone (800) 444-9909, Fax (800) 765-1770
Burtonmedical.com